


### Correct Usage

- Never connect the car monitor to cigarette lighters in trucks or buses which use 24V DC power.
- Do not expose the monitor to high humidity, dust, steam, smoke, direct sunlight etc.
- For your safety, turn power OFF when not in use and unplug the adaptor.
- No user serviceable parts inside. Refer servicing to a qualified service engineer.
- Avoid dropping or strong impact.

# PYLE® view

Instruction Manual

PLCM7200



**7" TFT Mirror Monitor w/ Rear-View  
Night Vision Camera**

WWW.PYLEAUDIO.COM

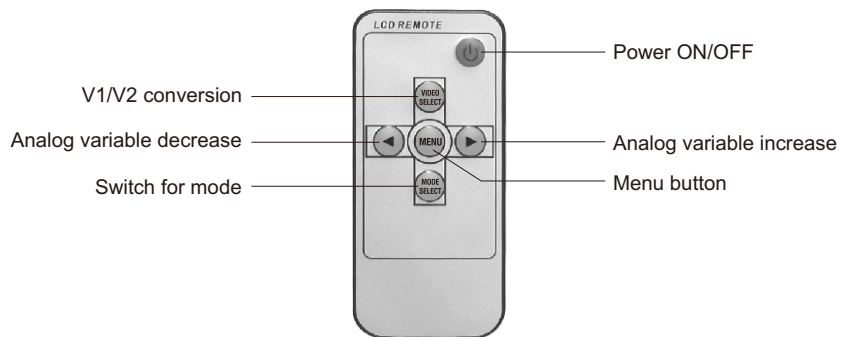
## Function keys panel



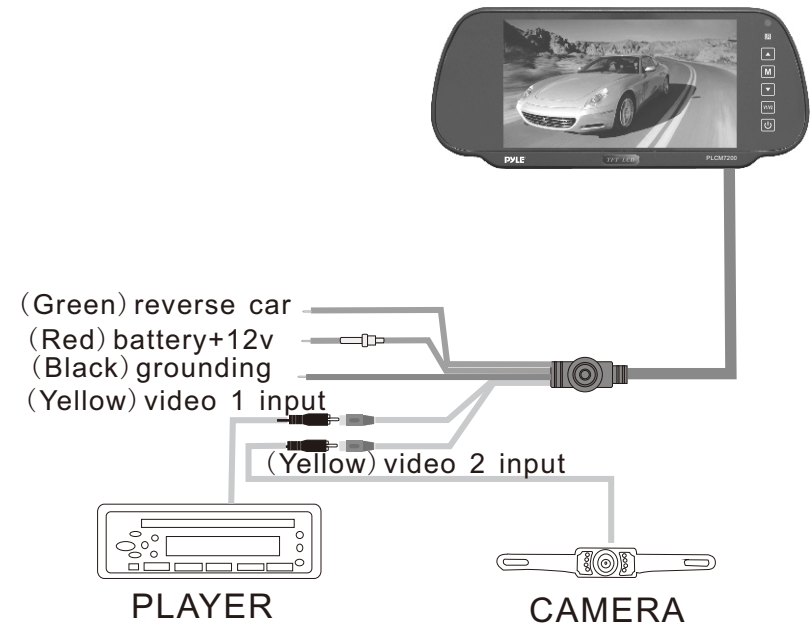
1. Remote window
2. Analog variable increase
3. Menu
4. Analog variable decrease
5. Exchange between V1/V2
6. Power on/off

Press MENU to display the adjustments in this order.  
Brightness-->Color-->Contrast-->Volume-->...

## Methods of remote using



## Wire diagram



## Specifications

- 7" Active Matrix TFT LCD Color Monitor
- 16:9 High Resolution Wide Screen Display
- NTSC/PAL Auto Switch
- On Screen Display
- Two Video Inputs
- Full Function Wireless Remote Control
- Designed For In-Car Use Only